



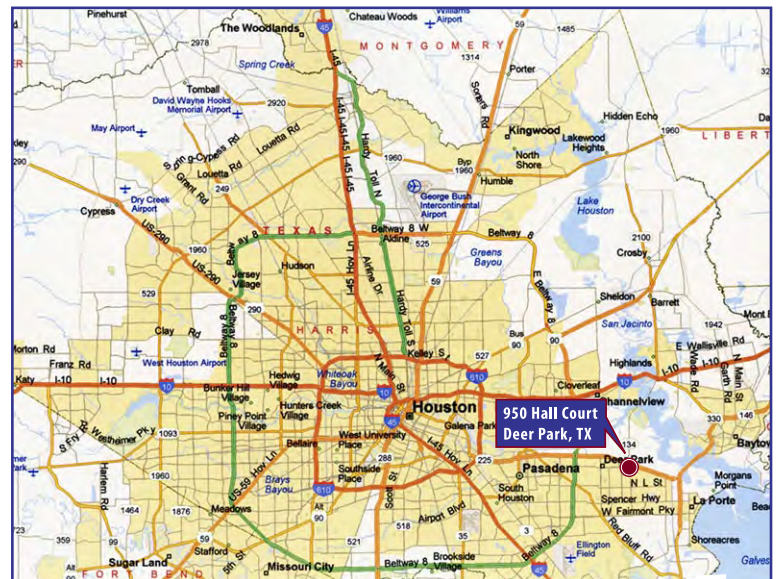
±20,000 SF Office / Warehouse on 2.25 AC

PROJECT FEATURES

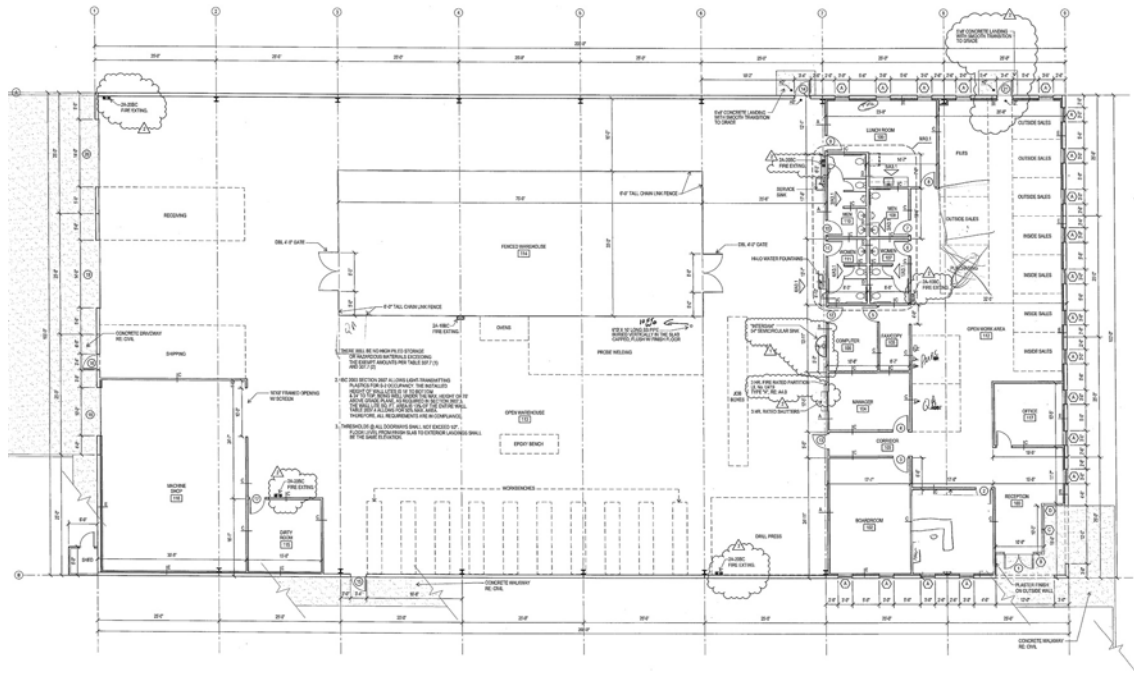

- Total Size: ±20,000 SF Total
- Warehouse: 15,000 SF
- Office: 5,000 SF
- Land: ±2.2504 Acres
- Freestanding Light Mfg/Warehouse Building
- ±27,544 SF of 6" Concrete Outside Storage
- Tiltwall Construction
- 100% Air Conditioned
- 87 Parking Spaces
- Three (3) Grade-Level Doors - (2 Oversized)
- 26' Clear Height
- Sublease Term through December 31, 2015
- Call for Lease Rate

Located just South of Highway 225 between East Blvd. and S. Battleground Road in Deer Park, TX. Convenient to Port of Houston.

950 Hall Ct. - Deer Park, TX 77536



Lane F. Guinn, SIOR
Phone: 713.784.7770 • Mobile: 832.865.3044
lguinn@jlm-commercial.com
www.jlm-commercial.com



Lane F. Guinn
 Phone: 713.784.7770
 Mobile: 832.865.3044
lguinn@jlm-commercial.com